

# Astronomical Time Switch *Astro<sup>®</sup> Mini*

- Astronomical Time Switch in 35mm
- Latitude/Longitude precise to the minute with time zone
- Sunrise/Sunset or Twilight rise/set trigger modes
- Ease of Programming & Navigation
- DST, Offset, OFF Hours, Weekly OFF features
- 12/24 Hour display format
- 6 years Battery reserve
- Easy Manual Override & Keypad Lock feature
- Ideal for Outdoor & Street lighting applications





## Ordering Information

Cat. No.	Description
T2DDT7	110 - 240 VAC, Astro Mini, 1 C/O
T2DDT8	110 - 240 VAC, Astro Mini, 1 C/O (With Pre-defined City codes)

# Astronomical Time Switch *Astro<sup>®</sup> Mini*



<b>Cat. No.</b>	<b>T2DDT7</b>
<b>Parameters</b>	
Supply Voltage ( $\phi$ )	110 - 240 VAC
Supply Variation	-20 % to +10% (of $\phi$ )
Frequency	50/60 Hz
Power Consumption	6 VA
Programming	Based on Latitude/Longitude precise to the minute with time-zone
Trigger Modes	Sunrise/Sunset or Twilight Rise/Set
Offset	1 min to 10 hr 59 min (Programmable)
OFF Hours	Programmable
Weekly Off	User Defined
DST	User Defined
Number of Operating Modes	3
Description of Modes	<ul style="list-style-type: none"> <li>• AUTO - As per user defined program settings</li> <li>• ON AUTO - Instant ON up to next Auto Event</li> <li>• AUTO OFF - Instant OFF up to next Auto Event</li> </ul>
Minimum Switching Time	1 min
Display	3 Lines Text LCD
Clock Accuracy	$\pm 2$ s/day max. over the Operating Temperature range
Power Reserve from Factory	6 Years
Relay Output	1 C/O
Output Contact Rating	16A (For 'NO') & 5A (For 'NC') @ 240 VAC / 24 VDC (Resistive), Inductive ( $\cos \phi = 0.6$ ) :- 6 A @ 250 VAC
Electrical Life	$3 \times 10^4$
Mechanical Life	$5 \times 10^4$
Utilization Category AC - 15	Rated Voltage (Ue): 120/240 V, Rated Current (Ie): 3/1.5 A
DC - 13	Rated Voltage (Ue): 24/125/250 V, Rated Current (Ie): 2.0/0.22/0.11 A
Operating Temperature	-10°C to + 55°C
Storage Temperature	-10°C to + 60°C
Humidity (Non Condensing)	95% (Rh)
LED Indication	Red LED $\rightarrow$ Relay ON
Enclosure	Flame Retardant UL94-V0
Dimension (W x H x D) (in mm)	36 X 90 X 65
Weight (unpacked)	110 g
Mounting	Base / DIN rail
Certification	 
Degree of Protection	IP 20 for Terminals, IP 40 for Enclosure

## EMI / EMC

Harmonic Current Emissions	IEC 61000-3-2
ESD	IEC 61000-4-2
Radiated Susceptibility	IEC 61000-4-3
Electrical Fast Transients	IEC 61000-4-4
Surges	IEC 61000-4-5
Conducted Susceptibility	IEC 61000-4-6
Voltage Dips & Interruptions (AC)	IEC 61000-4-11
Conducted Emission	CISPR 14-1
Radiated Emission	CISPR 14-1

## Environmental

Cold Heat	IEC 60068-2-1
Dry Heat	IEC 60068-2-2
Vibration	IEC 60068-2-6
Repetitive Shock	IEC 60068-2-27
Non-Repetitive Shock	IEC 60068-2-27

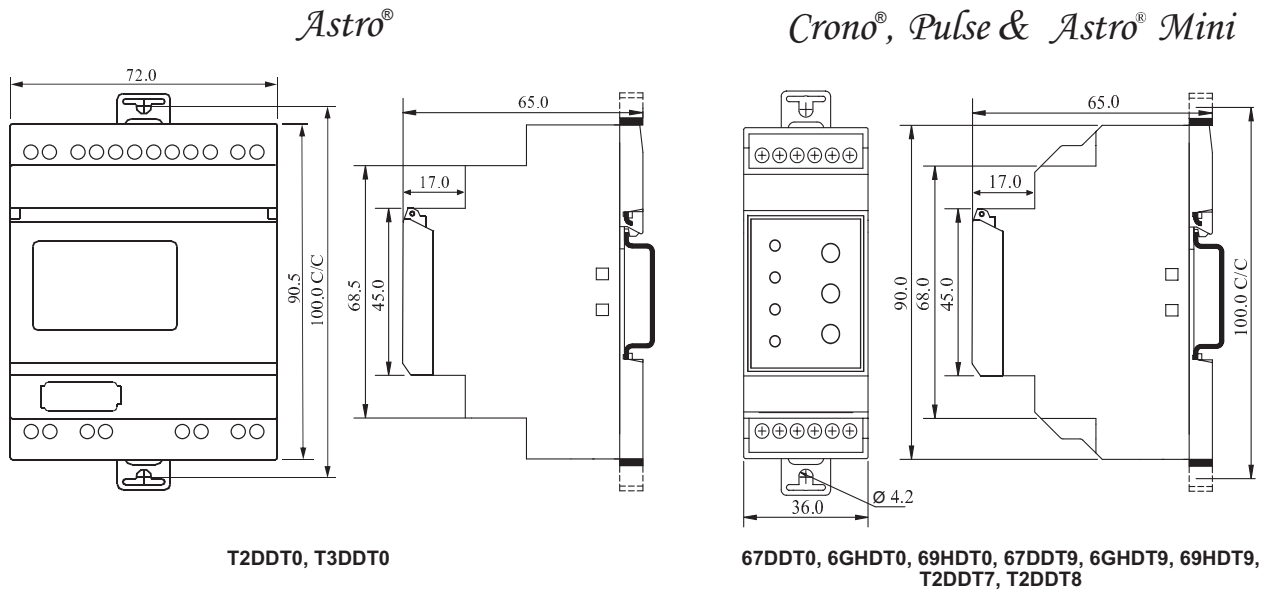
## Applications

Street lighting applications in cities, industrial townships, university campuses  
Lighting automation in sports complex, hotels, parks & other outdoor applications.

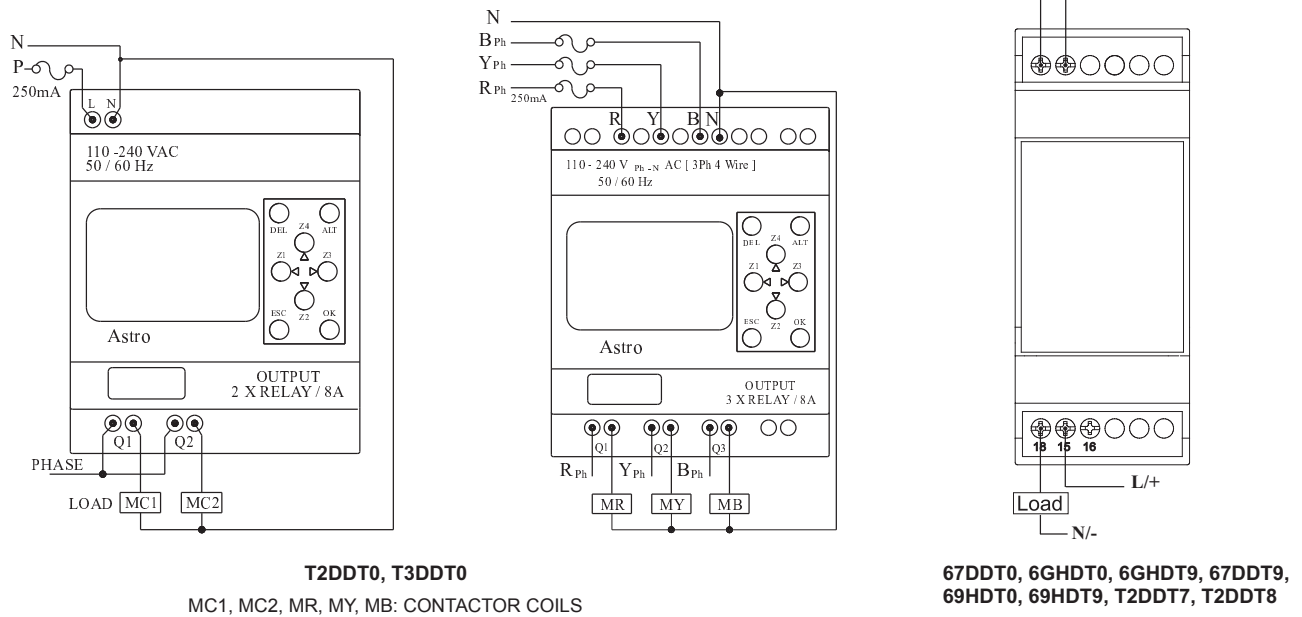
# Astronomical Time Switch *Astro*<sup>®</sup>



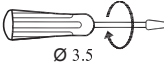

## MOUNTING DIMENSION (mm)



## CONNECTION DIAGRAM



## TERMINAL TORQUE & CAPACITY

	0.54 N.m (6 Lb.in)
	1 x 2.5 mm <sup>2</sup> Solid Wire/Stranded
AWG	1 x 24 to 12

T2DDT0, T3DDT0, T2DDT7, T2DDT8, 67DDT0, 67DDT9