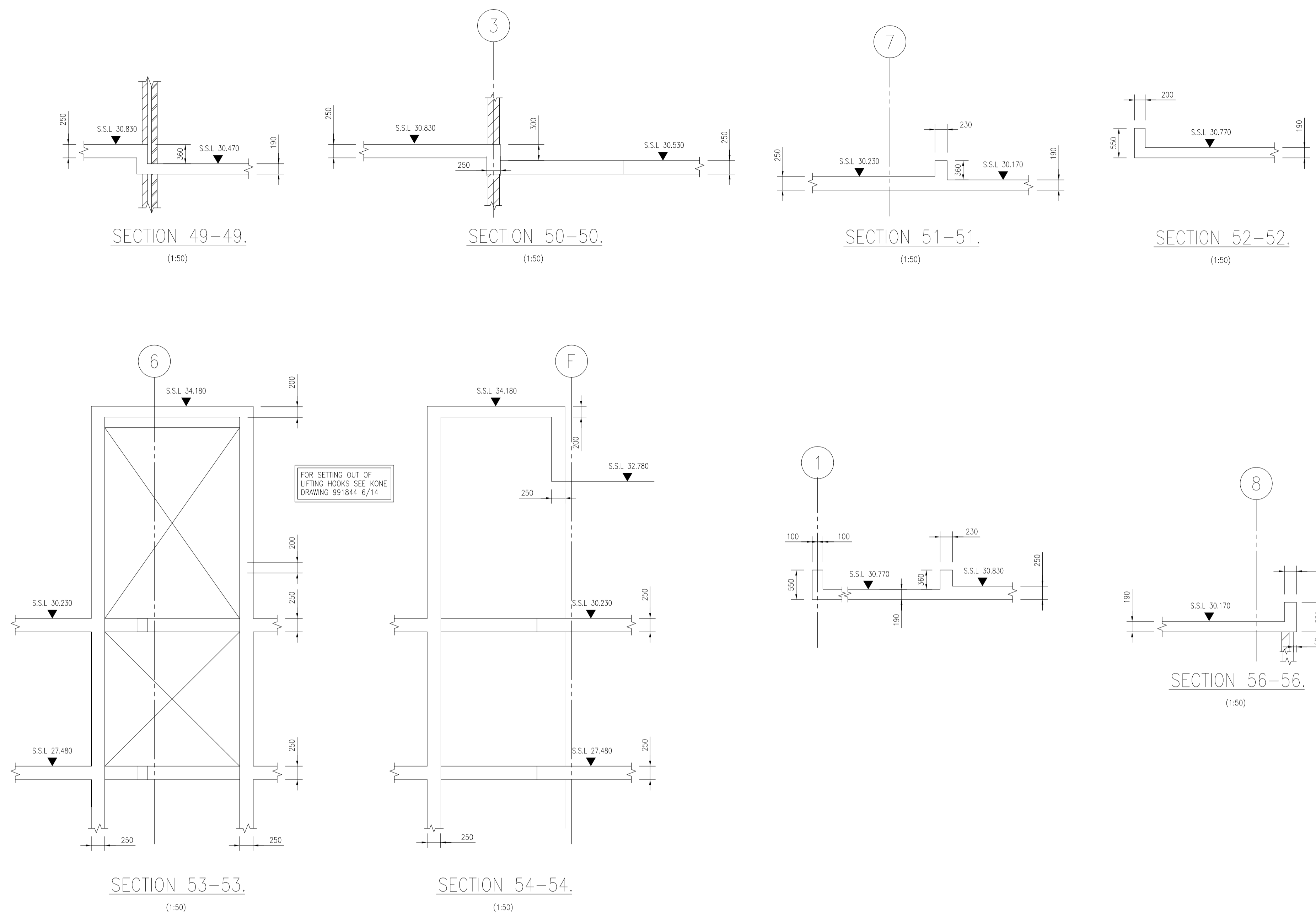


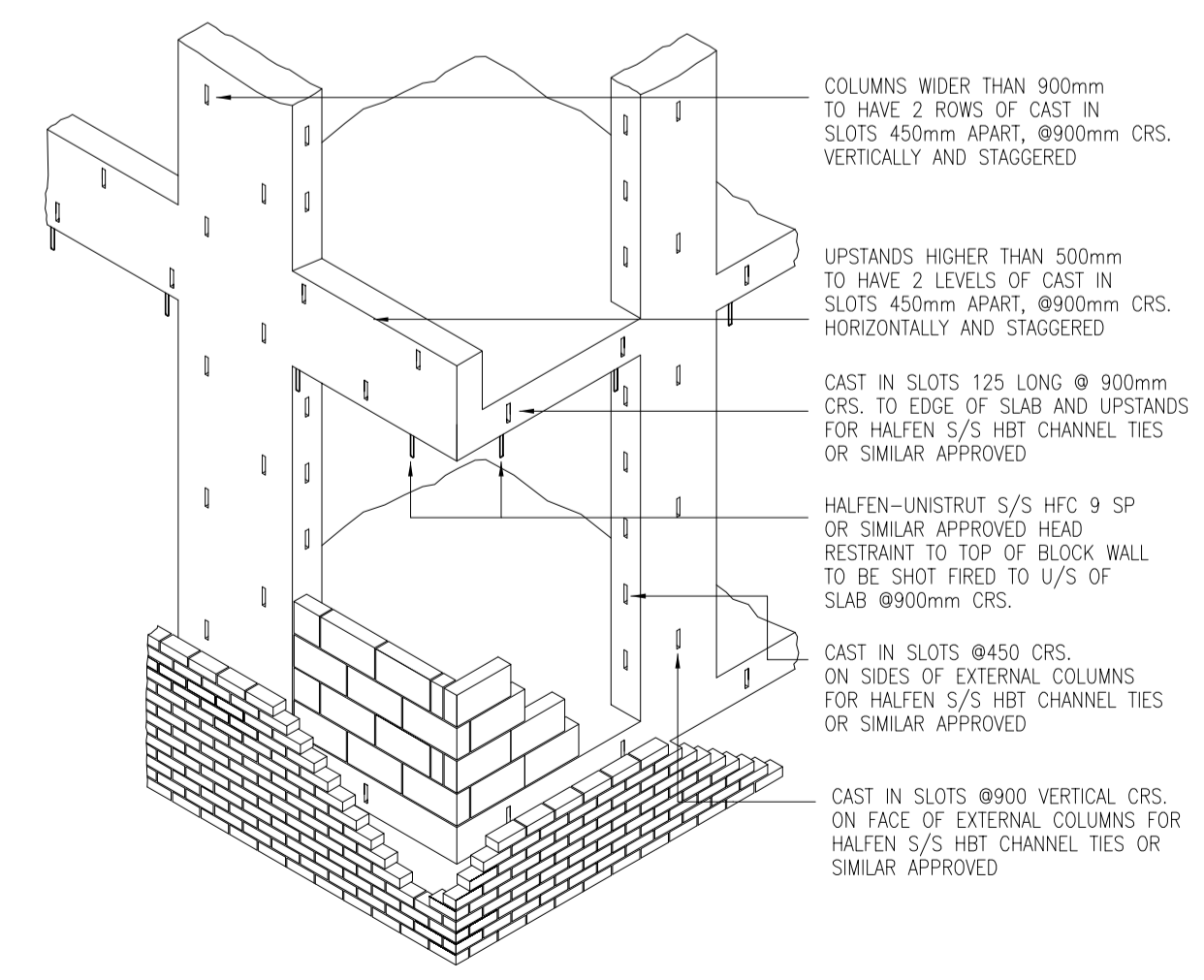
NOTES.

1. GENERAL
- (i) This drawing is not to be scaled, work to figured dimensions only, confirmed on site.
- (ii) This drawing is to be read in conjunction with all relevant architectural drawings, detailed specifications where applicable and all associated drawings in this series.
- (iii) Any discrepancy on this drawing is to be reported immediately to the partnership for clarification.
- (iv) The contractor is responsible for all temporary works and for the stability of the works in progress.

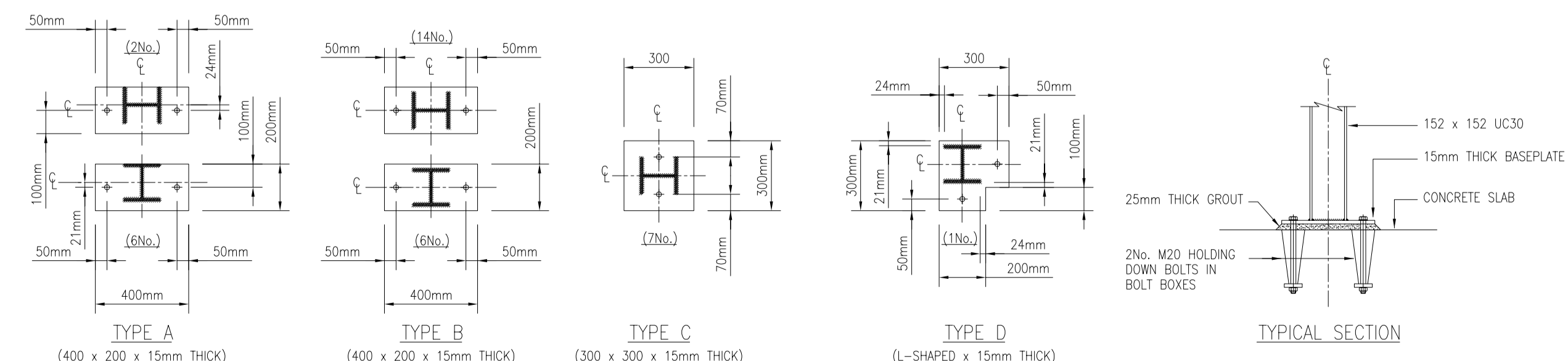


FOR SETTING OUT OF LIFTING HOOKS SEE KONE DRAWING 991844 6/14

FIFTH FLOOR SECTIONS



TYPICAL BRICKWORK RESTRAINT DETAIL (1:50)



BASEPLATE DETAILS (1:20)

FOR LOCATION OF BASEPLATE TYPES REFER TO DRAWING 8459/106 ALL COLUMNS CENTRED/ AGAINST PLATE EDGE UNLESS NOTED OTHERWISE

BASEPLATE DETAILS ADDED	31/08/00	M.PACIFICCO	D
SECTION 54-54 AMENDED, NOTE ADDED	07/08/00	A.D.COOK	C
SECTIONS 53 TO 56 AMENDED	12/06/00	M.PACIFICCO	B
LIFT CORE, SECTIONS 53 & 54 AMENDED	17/03/00	M.PACIFICCO	A
Revision	07/03/00	M.PACIFICCO	Rev. No.

Client
BERKELEY HOMES (SOUTHERN) LTD

Project
24-30 MARINE PARADE
BRIGHTON, EAST SUSSEX

Title
SUPERSTRUCTURE SECTIONS AND
DETAILS. SHEET 2 OF 2.

HEMSLEY ORRELL PARTNERSHIP
CONSULTING CIVIL & STRUCTURAL ENGINEERS

● HOP HOUSE, 41 Church Road, Hove, East Sussex BN3 2BE
Tel : (01273) 223900 Fax : (01273) 326767 Email : hophouse@diai.pipex.com

○ 151 Western Road, Hove, East Sussex BN1 6 3JH
Tel : (01444) 457756 Fax : (01444) 455953 Email : hop.hi@virgin.net

Scales	Date	Drawn	Engineer	Checked	Approved
1:50, 1:20	FEB 2000	M.PACIFICCO	A.HUMPHREY	D.JONES	D.JONES
Project No.	Task No.	Dwg. No.	Rev. No.		
8459	02	124	D		